



## Softub can be hired out for promotions, parties and special occasions.

-  Disco party - add foam and have fun.
-  Promote a product of a film or record.
-  In the garden for a party is great fun.
-  Have a Softub for the weekend.



# Softub®

“Is this the most comfortable spa in Bulgaria?”



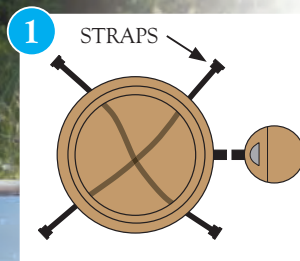
Home**sin**Bulgaria™

1309 Sofia, 127 “Slivnitsa” blvd., “West Park” Trade centre, floor 3, office 22  
Telephone: 00359 2 822 00 65 • Email: [enquiries@softub.bg](mailto:enquiries@softub.bg) • [www.softub.bg](http://www.softub.bg)



# Important set-up and water care instructions.

- 1 Position the 2 locking straps and roll the Softub into place.
- 2 Connect the heater pump.
- 3 Fill with 2" of water and smooth out wrinkles. When water is 3" above top jet, switch on pump. **Pump must be left on continuously.**
- 4 Add correct amount of chlorine diluted in bucket, leave water circulating for 1 hour.
- 5 Test the water for chlorine, pH and alkalinity.
- 6 Read manual to understand touch control for hot water jets and lighting.
- 7 Hot water continually circulates and heats through the jets (this is not cold air).
- 8 Relax and enjoy your spa every day of the year.
- 9 **After every use, check water** 5, dose water as required 4, replace lid and secure the locking straps.
- 10 Child safe, combination locking straps should be secured when not in use.
- 11 **Empty and refill every 3 - 4 months.** To move to a new position, disconnect the pump and syphon out the water, then refill following process 1, 2, 3, 4 & 5.
- 12 Your Softub can be easily rolled to a new location or stored.



# Softub®

“Is this the most comfortable spa in Bulgaria?”

Home**in**Bulgaria™

1309 Sofia, 127 “Slivnitsa” blvd., “West Park” Trade centre, floor 3, office 22  
Telephone: 00359 2 822 00 65 • Email: enquiries@softub.bg • www.softub.bg