



# Softub is a very romantic and luxurious experience.



Warm water, music and lighting.



Warm water jets and the addition of aromatherapy oils.



Can be set up in the most romantic of places.



Hired out for parties and special occasions.



# Softub®

“Is this the most comfortable spa in Bulgaria?”

Home**sin**Bulgaria™



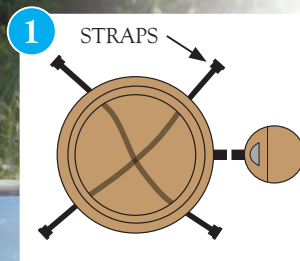
1309 Sofia, 127 “Slivnitsa” blvd., “West Park” Trade centre, floor 3, office 22  
Telephone: 00359 2 822 00 65 • Email: [enquiries@softub.bg](mailto:enquiries@softub.bg) • [www.softub.bg](http://www.softub.bg)





# Important set-up and water care instructions.

- 1 Position the 2 locking straps and roll the Softub into place.
- 2 Connect the heater pump.
- 3 Fill with 2" of water and smooth out wrinkles. When water is 3" above top jet, switch on pump. **Pump must be left on continuously.**
- 4 Add correct amount of chlorine diluted in bucket, leave water circulating for 1 hour.
- 5 Test the water for chlorine, pH and alkalinity.
- 6 Read manual to understand touch control for hot water jets and lighting.
- 7 Hot water continually circulates and heats through the jets (this is not cold air).
- 8 Relax and enjoy your spa every day of the year.
- 9 **After every use, check water** 5, dose water as required 4, replace lid and secure the locking straps.
- 10 Child safe, combination locking straps should be secured when not in use.
- 11 **Empty and refill every 3 - 4 months.** To move to a new position, disconnect the pump and syphon out the water, then refill following process 1, 2, 3, 4 & 5.
- 12 Your Softub can be easily rolled to a new location or stored.



# Softub®

“Is this the most comfortable spa in Bulgaria?”

Home**sin**Bulgaria™

1309 Sofia, 127 “Slivnitsa” blvd., “West Park” Trade centre, floor 3, office 22  
Telephone: 00359 2 822 00 65 • Email: enquiries@softub.bg • www.softub.bg